



EEYOU ISTCHEE, 1975.


NIMUSHUM, TELL ME ABOUT GUN SAFETY.

ABRAHAM, ASSUME EVERY FIREARM IS LOADED.

CONTROL THE MUZZLE DIRECTION AT ALL TIMES.

TRIGGER FINGER OFF THE TRIGGER


...AND OUT OF THE TRIGGER GUARD.



SEE THAT THE FIREARM IS UNLOADED.



KEEP AND USE THESE TEACHINGS, NUUSHIMISH.



EEYOU ISTCHEE, 2010. ABRAHAM WITH HIS SON.


ROBBIE, SHOW ME WHAT I TAUGHT YOU.

POINT THE FIREARM IN THE SAFEST DIRECTION.



REMOVE ALL AMMUNITION.

EXAMINE THE BORE EACH TIME YOU PICK UP A FIREARM.



OBSERVE THE CHAMBER.

VERIFY THE FEEDING PATH.



AAKUTAH CHISTAKAAUTISIIN!

After the hunt, make sure you store your firearms safely – unloaded and under lock and key. This will help keep you and your family safe from firearms injury all-year-round.



Conseil Cri de la santé et des services sociaux de la Baie James
σ 3 d 7 a b 7 Δ Γ Δ · Δ Δ a Δ a a b Γ C b σ Δ
Cree Board of Health and Social Services of James Bay

facebook.com/creehealth

