

LEARNING ABOUT PASSWORDS

Practice making up a password


- Make the password 8 or more letters, numbers and symbols.
- Use letters, numbers **and** symbols in your password.
- Use different passwords for different accounts.
- Make it hard to guess. Too many people know your pet's name, so don't use that!
- Don't share your passwords.

After making the password on this sheet, check with a grownup to see if it is a good one. That way you will know how to make a good one on your own.



COLOUR THE TABLET

Colour the tablet. Draw a lock on it.
A password is like a lock.

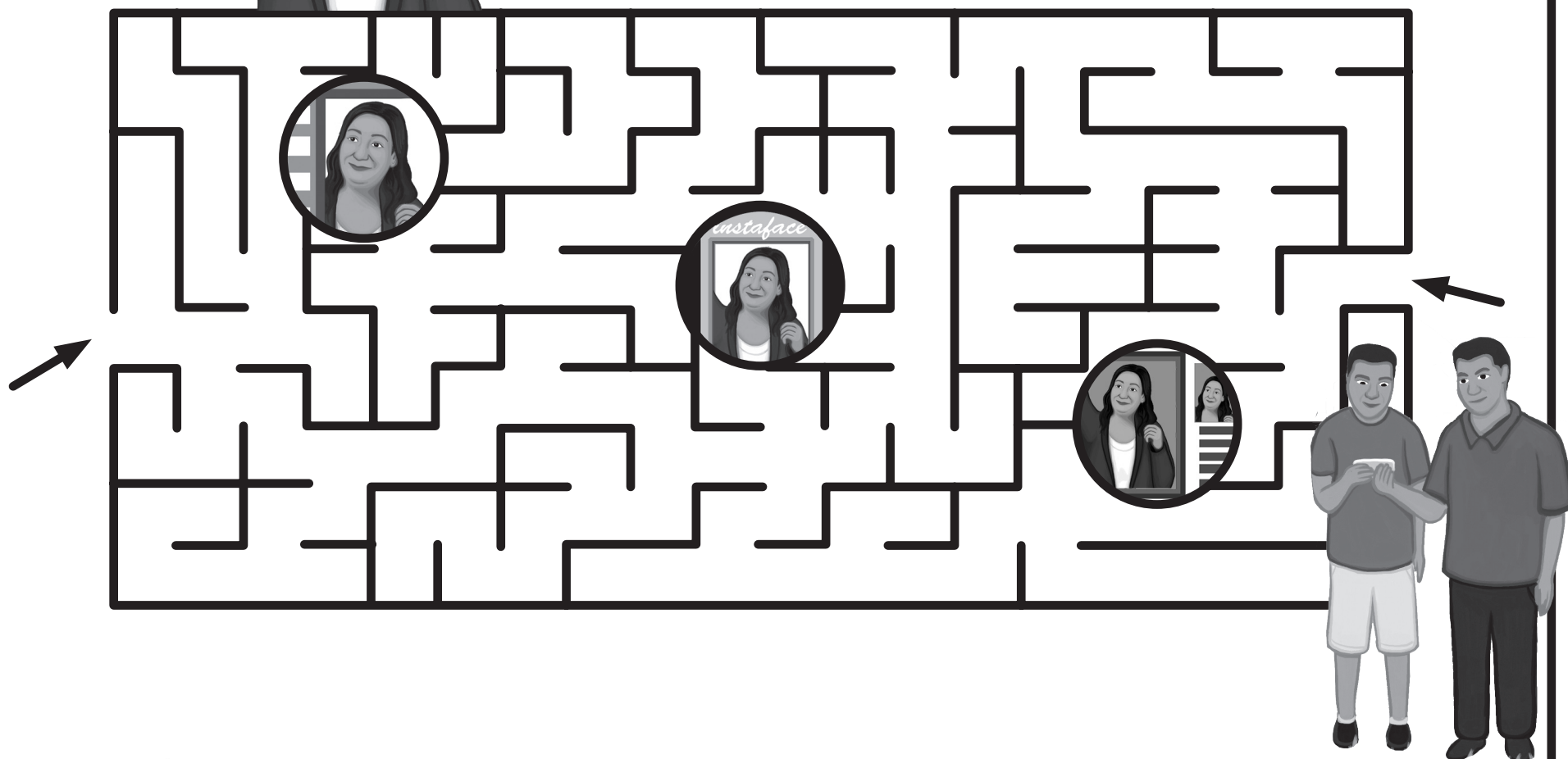


Kids go online earlier in life than ever before – which means that parents and guardians should start talking about the digital world and online privacy much sooner than they used to. **For more activities and information, visit youthprivacy.ca**

Adapted from the Office of the Privacy Commissioner of Canada.
The original version can be found at youthprivacy.ca



When you post a picture online, you never know just what's going to happen to it. Follow the picture's path through the Internet maze and see where it ends up!



Kids go online earlier in life than ever before – which means that parents and guardians should start talking about the digital world and online privacy much sooner than they used to. **For more activities and information, visit youthprivacy.ca**

Adapted from the Office of the Privacy Commissioner of Canada.
The original version can be found at youthprivacy.ca

PRIVACY SNAKES AND LADDERS

Play this game to learn how to make smart privacy choices.



SNAKES

21

Oh no. You shared a picture of a friend without asking them if it was ok.

29

You used a phone that is not yours without asking.

41

You shared a password with a friend. That's not a good idea!

47

You used your real name to play a game online. (It's better to use a make-believe name.)



LADDERS

10

Yay! A grown up you trust helped you to make a password.

19

Great! You told your parent that you don't play a game anymore. Now they can delete it.

31

Good job! You told a grown up someone was being mean to you online.

35

You checked with a parent or guardian before buying a game online.

HOW TO PLAY

You need a game piece for every player and a die.

1. The person who most recently did something to protect privacy goes first.
2. Take turns rolling the die and move your game piece forward that number of spaces.
3. If you land at the bottom of a ladder, skip ahead.
4. If you land on a snake tail, slide back down.
5. You must land exactly on the last square to win.

If you're worried about something you see online, or have questions about how to protect your privacy, talk with an adult you trust.




Kids go online earlier in life than ever before – which means that parents and guardians should start talking about the digital world and online privacy much sooner than they used to. **For more activities and information, visit youthprivacy.ca**

Adapted from the Office of the Privacy Commissioner of Canada.
The original version can be found at youthprivacy.ca

WORD SEARCH

S	X	M	T	C	V	M	Q	X	H	I	T	Y	A	O
N	A	K	F	K	O	H	T	R	J	E	K	G	N	
S	S	U	R	N	W	K	Z	M	X	S	U	F	M	E
F	V	N	I	P	O	S	T	D	D	S	H	A	R	E
Q	Z	K	E	W	C	O	M	P	U	T	E	R	C	W
L	A	S	N	T	Q	C	V	Y	B	H	E	F	M	T
T	L	W	D	I	J	W	A	X	F	F	O	O	N	U
Y	P	A	S	S	W	O	R	D	W	A	O	O	S	H
P	Y	A	R	L	K	E	A	Y	P	H	O	T	O	C
M	G	F	K	R	P	P	I	C	J	L	R	P	B	W
D	N	W	K	D	O	V	Q	L	A	Y	K	R	S	Q
Q	O	C	L	I	C	K	G	X	X	P	Q	I	E	J
O	Z	P	D	L	M	X	P	C	Y	L	M	N	E	A
V	Q	N	L	R	I	N	T	E	R	N	E	T	K	U
Q	S	C	T	T	A	B	L	E	T	W	H	K	I	A

COMPUTER
PASSWORD
POST
FRIENDS
CLICK
FOOTPRINT
INTERNET
SHARE
PHOTO
TABLET



5 Tips to protect your privacy online

1. Think before you post! Think about the photos, comments, messages and videos you post online, before you or your parents post them.
2. Remember that things you post and share may not be private. Remember that people can copy things online and send them to other people.
3. Know who your friends are. If you don't know someone in person, then you can't be sure who that person is online.
4. Protect your privacy with passwords. Learn how to make strong passwords and don't share them with other people.
5. Respect your friends. Ask if it is okay to share a photo or video of someone else before you or a parent post it. Don't say mean things about other people online.


If you're worried about something you see online, or have questions about how to protect your privacy, talk with an adult you trust.



Kids go online earlier in life than ever before – which means that parents and guardians should start talking about the digital world and online privacy much sooner than they used to. **For more activities and information, visit youthprivacy.ca**

Adapted from the Office of the Privacy Commissioner of Canada.
The original version can be found at youthprivacy.ca

Cryptography lets you send private messages to your friends online. But it can also be used with a pen and paper! In this code, every number represents a letter. So if there's a 1, it means A, 2 means B and so on.



A	B	C	D	E	F	G	H	I	J	K	L	M	N	O	P	Q	R	S	T	U	V	W	X	Y	Z
1	2	3	4	5	6	7	8	9	10	11	12	13	14	15	16	17	18	19	20	21	22	23	24	25	26

Can you use the code above to solve this riddle?

25	15	21		3	18	1	3	11	5	4

20	8	5		3	15	4	5			

Now, use the same code to encrypt and send a secret message to a friend!

Kids go online earlier in life than ever before – which means that parents and guardians should start talking about the digital world and online privacy much sooner than they used to.

For more activities and information, visit youthprivacy.ca

Adapted from the Office of the Privacy Commissioner of Canada.

The original version can be found at youthprivacy.ca

