

WHAT IS BREAST CANCER ?

Sometimes the cells of the breast change and grow or behave in an abnormal way. This can cause the cells of breast to be non-cancerous ("benign" tumor) or cancerous ("malignant" tumor).

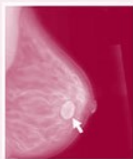
Non-cancerous breast cells are generally not very harmful to your health. They may cause your breast to develop certain benign breast conditions, such as cysts.

Cancerous breast are very harmful to your health. When cells become cancerous, they group together and invade healthy breast tissues and destroy them.

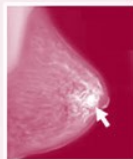
Cells can also spread ("metastasize") to other parts of the body and spread the cancer.



Normal mammogram



Benign cyst (not cancer)



Cancer



www.creehealth.org/public-health/breast-cancer-screening

ONE in NINE women may develop breast cancer during her lifetime

That is why it is important to get tested by having a mammogram (x-ray of the breasts) !
Prevention is key !

The CLARA BUS (mammogram machine) is coming to Eeyou Istchee this Winter 2018 !



Please contact your Chishaayiu CHR at your local CMC for more information!

Waskaganish :	January 9 — 15 2018
Nemaska :	January 17— 18 2018
Eastmain :	January 20 — 22 2018
Wemindji :	January 23 — 27 2018
Chisasibi :	January 30 — February 11 2018

Breast Cancer Screening Program in Iyiyiu Aschii





Women aged 50-69 years old should be tested every 2 years



Conseil Cri de la santé et des services sociaux de la Baie James
σ 3087^a 67 ΔΓΔ ΔΙΔ^a Δαα 6ΓC6σΔ⁴
Cree Board of Health and Social Services of James Bay

3 Reasons why you should get tested



Kathleen reflects on the importance of her family...

